

DRAG CHALLENGE 2019



QUALIFICATION LIST - JUNIOR BIKE 13

By RT - Round 12

Pos	No	Name	Time	Rnd	Dial	RT	ET	KM/H	Class	+Index
1	JB35	ROLFSTAD JOHN	2019-08-01 13:12:40	3	6.90	0.502	6.999	122.24		
2	JB171	OS MAREN	2019-08-02 11:45:07	8	6.90	0.509	13.946	75.79		
3	JB66	ROSENLUND FASTE	2019-08-03 09:41:46	10	6.90	0.513	9.230	136.62		
4	JB22	GRANLUND INGVILD	2019-08-02 16:58:59	9	6.90	0.515	9.719	111.98		
5	JB142	AMUNDSEN HANNA	2019-08-01 15:36:10	4	6.90	0.523	9.661	122.03		
6	JB164	AMUNDSEN OLIVER	2019-08-01 15:37:45	4	6.90	0.527	7.499	145.16		
7	JB88	NEVRA SARAH	2019-08-02 11:45:07	8	6.90	0.549	7.274	157.55		
8	JB46	FRISTRØM SETH	2019-08-02 16:58:09	9	6.90	0.567	7.033	164.76		
9	JB14	CHRISTENSEN TIM	2019-08-03 17:37:29	12	6.90	0.603	7.217	157.55		
10	JBK66	ROSENLUND FASTE	2019-08-01 09:19:05	1	6.90	0.653	8.547	138.46		
11	JB122	No Name	2019-08-01 15:33:54	4	6.90	0.817	15.231	70.38		

DRAG CHALLENGE 2019 NDRG JUNIOR BIKE 13 - Round 4



Timing By: NDRG

TOP ELIMINATOR JB164 AMUNDSEN OLIVER																							
1	JB35	ROLFSTAD JOHN	6.90	0.700	1.402	7.091	109.76																
0	BYE																						
4	JB22	GRANLUND INGILD	9.80	0.785	2.733	10.232	116.69																
8	JB46	FRISTROM SETH	6.90	0.515	1.721	7.350	126.54																
2	JB171	OS MAREN	12.90	0.000	0.000	0.000	0.00																
6	JB164	AMUNDSEN OLIVER	7.49	0.966	20.994	27.150	139.00																
0	BYE																						
0	BYE																						
3	JB66	ROSEN LUND FASTE	7.50	0.586	3.515	10.724	132.84																
7	JB88	NEVRA SARAH	6.90	0.658	1.763	7.030	132.11																
5	JB142	AMUNDSEN HANNA	9.60	0.689	2.147	9.817	114.47																
9	JB14	CHRISTENSEN TIM	7.30	0.591	2.025	7.788	155.17																
0	BYE																						
0	BYE																						
0	BYE																						
0	BYE																						
<table border="1"> <tr> <td>JB35</td> <td>ROLFSTAD JOHN</td> <td>6.90</td> <td>0.634</td> <td>1.365</td> <td>6.791</td> <td>136.11</td> </tr> <tr> <td>JB164</td> <td>AMUNDSEN OLIVER</td> <td>7.49</td> <td>0.683</td> <td>1.674</td> <td>7.445</td> <td>145.45</td> </tr> </table>										JB35	ROLFSTAD JOHN	6.90	0.634	1.365	6.791	136.11	JB164	AMUNDSEN OLIVER	7.49	0.683	1.674	7.445	145.45
JB35	ROLFSTAD JOHN	6.90	0.634	1.365	6.791	136.11																	
JB164	AMUNDSEN OLIVER	7.49	0.683	1.674	7.445	145.45																	
<table border="1"> <tr> <td>JB35</td> <td>ROLFSTAD JOHN</td> <td>6.90</td> <td>0.610</td> <td>1.414</td> <td>6.962</td> <td>106.98</td> </tr> <tr> <td>JB46</td> <td>FRISTROM SETH</td> <td>6.90</td> <td>0.589</td> <td>1.711</td> <td>7.133</td> <td>138.46</td> </tr> </table>										JB35	ROLFSTAD JOHN	6.90	0.610	1.414	6.962	106.98	JB46	FRISTROM SETH	6.90	0.589	1.711	7.133	138.46
JB35	ROLFSTAD JOHN	6.90	0.610	1.414	6.962	106.98																	
JB46	FRISTROM SETH	6.90	0.589	1.711	7.133	138.46																	
<table border="1"> <tr> <td>JB164</td> <td>AMUNDSEN OLIVER</td> <td>7.49</td> <td>0.646</td> <td>2.555</td> <td>9.703</td> <td>113.92</td> </tr> <tr> <td>BYE</td> <td></td> <td></td> <td></td> <td></td> <td></td> <td></td> </tr> </table>										JB164	AMUNDSEN OLIVER	7.49	0.646	2.555	9.703	113.92	BYE						
JB164	AMUNDSEN OLIVER	7.49	0.646	2.555	9.703	113.92																	
BYE																							
<table border="1"> <tr> <td>JB88</td> <td>NEVRA SARAH</td> <td>6.90</td> <td>0.754</td> <td>1.756</td> <td>7.146</td> <td>157.55</td> </tr> <tr> <td>JB142</td> <td>AMUNDSEN HANNA</td> <td>9.60</td> <td>0.557</td> <td>2.164</td> <td>9.873</td> <td>114.65</td> </tr> </table>										JB88	NEVRA SARAH	6.90	0.754	1.756	7.146	157.55	JB142	AMUNDSEN HANNA	9.60	0.557	2.164	9.873	114.65
JB88	NEVRA SARAH	6.90	0.754	1.756	7.146	157.55																	
JB142	AMUNDSEN HANNA	9.60	0.557	2.164	9.873	114.65																	
<table border="1"> <tr> <td>JB142</td> <td>AMUNDSEN HANNA</td> <td>9.60</td> <td>0.542</td> <td>2.146</td> <td>9.974</td> <td>113.74</td> </tr> <tr> <td>BYE</td> <td></td> <td></td> <td></td> <td></td> <td></td> <td></td> </tr> </table>										JB142	AMUNDSEN HANNA	9.60	0.542	2.146	9.974	113.74	BYE						
JB142	AMUNDSEN HANNA	9.60	0.542	2.146	9.974	113.74																	
BYE																							
<table border="1"> <tr> <td>JB164</td> <td>AMUNDSEN OLIVER</td> <td>7.45</td> <td>0.684</td> <td>1.848</td> <td>7.908</td> <td>129.03</td> </tr> <tr> <td>JB142</td> <td>AMUNDSEN HANNA</td> <td>9.60</td> <td>0.693</td> <td>2.030</td> <td>9.492</td> <td>116.32</td> </tr> </table>										JB164	AMUNDSEN OLIVER	7.45	0.684	1.848	7.908	129.03	JB142	AMUNDSEN HANNA	9.60	0.693	2.030	9.492	116.32
JB164	AMUNDSEN OLIVER	7.45	0.684	1.848	7.908	129.03																	
JB142	AMUNDSEN HANNA	9.60	0.693	2.030	9.492	116.32																	

Printed 18:49 Sunday, August 04, 2019

Handwritten signature

Qualifying By: RT
Sportsman Ladder
Lanechoice by Qualifying Pos.

DRAG CHALLENGE 2019



QUALIFICATION LIST - 7,50 BIKE

By Dial - Round 11

Pos	No	Name	Time	Rnd	Dial	RT	ET	KM/H	Class	+Index
1	BI23	AGNES KJELL	2019-08-03 10:55:13	9	7.50	1.107	8.287	272.19		
2	BI13	STENE STIG	2019-08-03 15:16:00	10	7.50	0.724	8.761	241.31		
3	BI33	THORSELIUS BO	2019-08-03 15:18:05	10	7.50	0.219	11.720	172.56		
4	BI20	ULVANG FINN	2019-08-02 10:38:49	6	7.50	0.592	11.725	128.62		
5	BI699	RAVNSBORG KAARE	2019-08-01 16:20:57	4	7.50	0.813	13.387	154.98		
6	BI316	LINDSKOG GAUTE	2019-08-03 10:56:59	9	7.50	0.819	21.674	59.25		

Test

DRAG CHALLENGE 2019



QUALIFICATION LIST - SUPER COMP BIKE

By Dial - Round 11

Pos	No	Name	Time	Rnd	Dial	RT	ET	KM/H	Class	+Index
1	SCB107	JONSSON TOMAS	2019-08-01 12:07:11	2	8.50	0.653	8.502	264.04		
2	SCB224	OLSEN PER	2019-08-01 10:04:22	1	8.50	0.575	8.503	216.85		
3	SCB320	AAGNES KJELL	2019-08-01 17:38:25	5	8.50	0.000	8.504	284.84		
4	SCB179	ÖSTLUND PETER	2019-08-01 17:39:10	5	8.50	0.520	8.507	258.00		
5	SCB118	ÖSTLUND RASMUS	2019-08-03 18:09:48	11	8.50	0.588	8.535	265.48		
6	SCB193	SVENSSON PETER	2019-08-02 18:15:40	8	8.50	0.540	8.559	244.64		
7	SCB5	WAGENIUS KATHRINE	2019-08-03 18:07:42	11	8.50	0.707	8.568	253.11		
8	SCB137	ÖSTLUND EMIL	2019-08-01 17:37:07	5	8.50	0.527	8.578	221.23		
9	SCB333	HORNE STIAN	2019-08-03 18:07:42	11	8.50	0.562	9.033	239.90		
10	SCB205	JENSEN MICHAEL	2019-08-01 10:07:12	1	8.50	0.629	10.381	273.96		

Forza

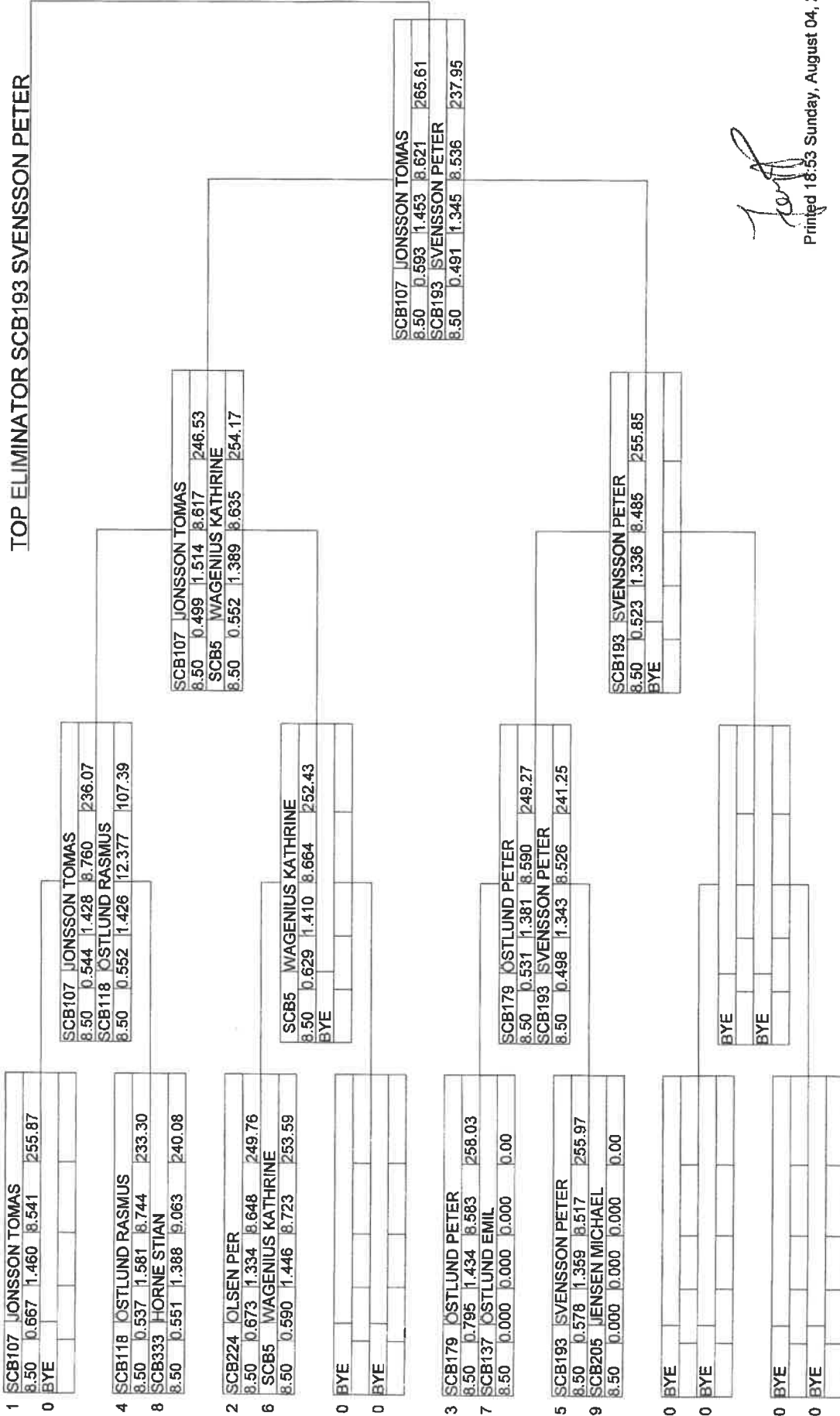
DRAG CHALLENGE 2019

NDRG



SUPER COMP BIKE - Round 4

Timing By: NDRG



Jeff

Printed 18:53 Sunday, August 04, 2019

Qualifying By: Closest to Dial
Sportsman Ladder
Lanechoice by Qualifying Pos.

DRAG CHALLENGE 2019



QUALIFICATION LIST - SUPER GAS BIKE

By Dial - Round 11

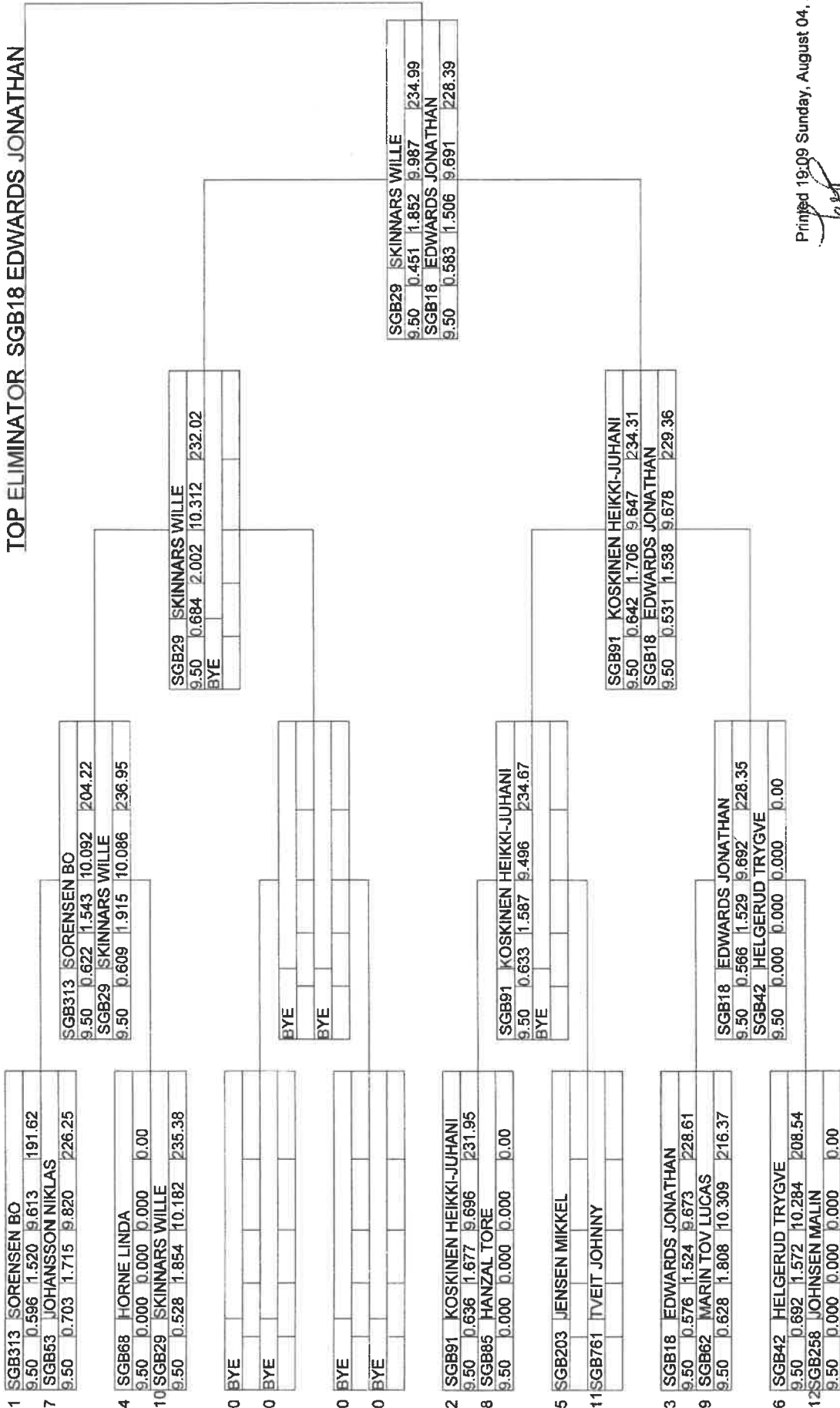
Pos	No	Name	Time	Rnd	Dial	RT	ET	KM/H	Class	+Index
1	SGB313	SORENSEN BO	2019-08-03 18:04:54	11	9.50	0.607	9.512	220.55		
2	SGB91	KOSKINEN HEIKKI-JUHANI	2019-08-02 18:13:48	8	9.50	0.801	9.552	220.44		
3	SGB18	EDWARDS JONATHAN	2019-08-02 18:12:59	8	9.50	0.692	9.569	222.08		
4	SGB68	HORNE LINDA	2019-08-01 13:42:22	3	9.50	0.840	9.604	228.35		
5	SGB203	JENSEN MIKKEL	2019-08-01 16:14:18	4	9.50	0.590	9.617	221.88		
6	SGB42	HELGERUD TRYGVE	2019-08-01 13:40:49	3	9.50	0.748	9.633	225.97		
7	SGB53	JOHANSSON NIKLAS	2019-08-01 12:02:53	2	9.50	0.725	9.816	223.87		
8	SGB85	HANZAL TORE	2019-08-01 16:13:31	4	9.50	0.163	10.064	235.80		
9	SGB62	MARIN TOV LUCAS	2019-08-01 17:33:48	5	9.50	0.541	10.199	215.30		
10	SGB29	SKINNARS WILLE	2019-08-03 18:05:43	11	9.50	0.584	10.211	234.85		
11	SGB761	TVEIT JOHNNY	2019-08-01 12:02:53	2	9.50	0.615	11.170	200.46		
12	SGB258	JOHNSEN MALIN	2019-08-01 13:42:22	3	9.50	1.171	11.823	212.55		

Text

DRAG CHALLENGE 2019 NDRG

SUPER GAS BIKE - Round 4

Timing By: NDRG



Printed 19:09 Sunday, August 04, 2019

Qualifying By: Closest to Dial
Sportsman Ladder
Lanechoice by Qualifying Pos.

DRAG CHALLENGE 2019



QUALIFICATION LIST - ET STREET BIKE

By RT - Round 11

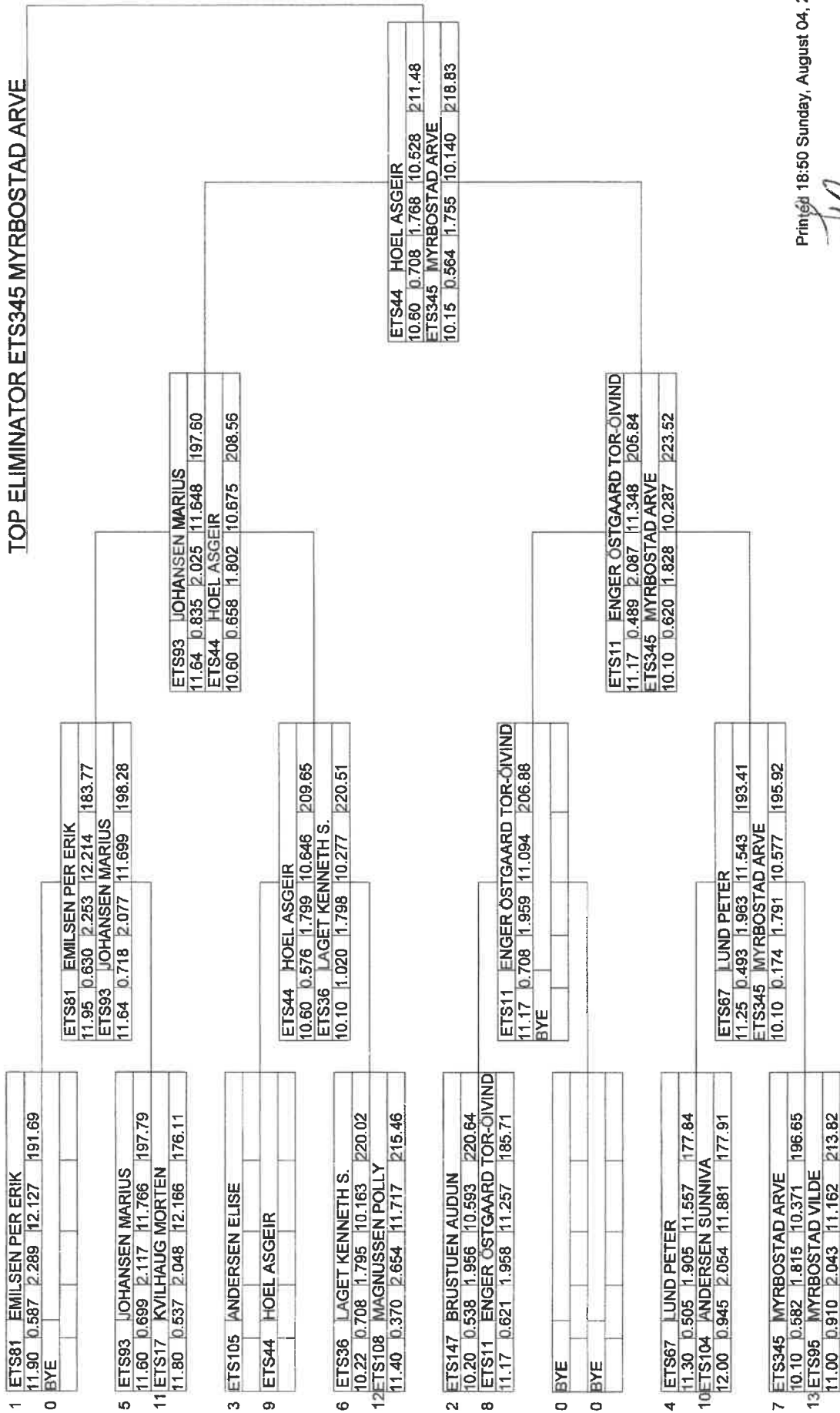
Pos	No	Name	Time	Rnd	Dial	RT	ET	KM/H	Class	+Index
1	ETS81	EMILSEN PER ERIK	2019-08-01 11:56:49	2	10.00	0.502	12.150	192.50		
2	ETS147	BRUSTUEN AUDUN	2019-08-03 15:05:19	10	10.00	0.507	10.285	219.83		
3	ETS105	ANDERSEN ELISE	2019-08-02 13:17:55	7	10.00	0.508	12.479	179.84		
4	ETS67	LUND PETER	2019-08-03 18:00:29	11	10.00	0.510	11.283	193.27		
5	ETS93	JOHANSEN MARIUS	2019-08-01 16:02:34	4	10.00	0.513	11.850	199.34		
6	ETS36	LAGET KENNETH S.	2019-08-01 09:47:20	1	10.00	0.514	10.713	217.48		
7	ETS345	MYRBOSTAD ARVE	2019-08-02 10:17:37	6	10.00	0.517	10.126	222.37		
8	ETS11	ENGER ØSTGAARD TOR-ØIVIND	2019-08-03 17:59:00	11	10.00	0.517	11.205	202.90		
9	ETS44	HOEL ASGEIR	2019-08-03 17:59:42	11	10.00	0.535	10.723	204.44		
10	ETS104	ANDERSEN SUNNIVA	2019-08-03 10:06:36	9	10.00	0.564	12.496	186.46		
11	ETS17	KVILHAUG MORTEN	2019-08-02 18:09:44	8	10.00	0.573	12.036	171.58		
12	ETS108	MAGNUSSEN POLLY	2019-08-03 10:03:19	9	10.00	0.573	11.700	212.51		
13	ETS95	MYRBOSTAD VILDE	2019-08-01 09:45:05	1	10.00	0.584	11.518	206.65		
14	ETS91	No Name	2019-08-01 17:29:59	5	10.00	0.424	11.442	214.60		

DRAG CHALLENGE 2019

NDRG

ET STREET BIKE - Round 4

Timing By: NDRG



Printed 18:50 Sunday, August 04, 2019

Qualifying By: RT
Sportsman Ladder
Lanechoice by Qualifying Pos.

DRAG CHALLENGE 2019



QUALIFICATION LIST - TOP FUEL BIKE

By ET - Round 6

Pos	No	Name	Time	Rnd	Dial	RT	ET	KM/H	Class	+Index
1	TFB42	HEGRE JAN STURLA	2019-08-03 19:11:03	6	1.00	0.716	6.464	311.00		
2	TFB817	PETTERSSON THOMAS	2019-08-03 13:55:22	4	1.00	0.849	6.601	307.60		
3	TFB13	ERIKSSON HANS	2019-08-03 13:52:29	4	1.00	5.155	8.973	172.06		

Handwritten signature

DRAG CHALLENGE 2019

NDRG

TOP FUEL BIKE - Round 2



Timing By: NDRG

1	TFB42	HEGRE JAN STURLA	1.00	0.927	1.052	6.537	286.92
0		BYE					

2	TFB817	PETTERSSON THOMAS	1.00	0.488	1.125	6.594	299.79
3	TFB13	ERIKSSON HANS	1.00	0.960	1.281	9.607	211.51

TOP ELIMINATOR TFB817 PETTERSSON THOMAS

TFB42	HEGRE JAN STURLA	1.00	0.000	0.000	0.000	0.00
TFB817	PETTERSSON THOMAS	1.00	0.745	1.107	7.604	233.86

Printed 18:59 Sunday, August 04, 2019

Lanechoice By ET Last Round
 Pro Ladder
 Qualifying By: ET

DRAG CHALLENGE 2019



QUALIFICATION LIST - SUPER TWIN TOP FUEL

By ET - Round 6

Pos	No	Name	Time	Rnd	Dial	RT	ET	KM/H	Class	+Index
1	ST36	ROLFSTAD SVEIN OLAV	2019-08-03 13:47:02	4	1.00	0.926	7.037	234.68		
2	ST67	KETTULA TORSTI	2019-08-02 17:32:15	3	1.00	0.810	7.219	257.31		
3	ST96	HÖIBERGET TROND	2019-08-03 19:03:17	6	1.00	0.622	7.372	291.71		
4	ST37	OPHEIM ERLING	2019-08-03 16:41:59	5	1.00	0.654	7.545	292.84		
5	ST11	JOHANSSON GREGER	2019-08-03 16:35:45	5	1.00	0.037	7.987	248.87		
6	ST101	HEGRE KRISTIN	2019-08-02 15:14:28	2	1.00	2.034	8.663	230.02		
7	ST63	KETTULA TEEMU	2019-08-03 16:39:52	5	1.00	0.711	8.741	223.79		

DRAG CHALLENGE 2019 NDRG



SUPER TWIN TOP FUEL - Round 3

Timing By: NDRG

TOP ELIMINATOR ST11 JOHANSSON GREGER									
1	ST36	ROLFSTAD SVEIN OLAV	1.00 0.757 1.099 24.232 27.72						
0	BYE								
<table border="1"> <tr> <td>ST36</td> <td>ROLFSTAD SVEIN OLAV</td> <td>1.00 0.668 1.049 10.831 119.28</td> </tr> <tr> <td>ST11</td> <td>JOHANSSON GREGER</td> <td>1.00 0.671 1.154 6.904 287.75</td> </tr> </table>				ST36	ROLFSTAD SVEIN OLAV	1.00 0.668 1.049 10.831 119.28	ST11	JOHANSSON GREGER	1.00 0.671 1.154 6.904 287.75
ST36	ROLFSTAD SVEIN OLAV	1.00 0.668 1.049 10.831 119.28							
ST11	JOHANSSON GREGER	1.00 0.671 1.154 6.904 287.75							
4	ST37	OPHEIM ERLING	1.00 0.000 0.000 0.000 0.00						
5	ST11	JOHANSSON GREGER	1.00 1.084 1.133 9.194 213.63						
<table border="1"> <tr> <td>ST11</td> <td>JOHANSSON GREGER</td> <td>1.00 0.821 1.172 7.061 268.01</td> </tr> <tr> <td>ST67</td> <td>KETTULA TORSTI</td> <td>1.00 0.719 1.218 7.776 234.15</td> </tr> </table>				ST11	JOHANSSON GREGER	1.00 0.821 1.172 7.061 268.01	ST67	KETTULA TORSTI	1.00 0.719 1.218 7.776 234.15
ST11	JOHANSSON GREGER	1.00 0.821 1.172 7.061 268.01							
ST67	KETTULA TORSTI	1.00 0.719 1.218 7.776 234.15							
2	ST67	KETTULA TORSTI	1.00 0.840 1.243 7.042 314.34						
7	ST63	KETTULA TEEMU	1.00 0.603 1.478 10.256 166.45						
<table border="1"> <tr> <td>ST67</td> <td>KETTULA TORSTI</td> <td>1.00 0.724 1.202 6.348 202.57</td> </tr> <tr> <td>ST101</td> <td>HEGRE KRISTIN</td> <td>1.00 0.835 1.486 10.496 158.35</td> </tr> </table>				ST67	KETTULA TORSTI	1.00 0.724 1.202 6.348 202.57	ST101	HEGRE KRISTIN	1.00 0.835 1.486 10.496 158.35
ST67	KETTULA TORSTI	1.00 0.724 1.202 6.348 202.57							
ST101	HEGRE KRISTIN	1.00 0.835 1.486 10.496 158.35							
3	ST96	HÖIBERGET TROND	1.00 0.577 1.259 9.813 232.49						
6	ST101	HEGRE KRISTIN	1.00 0.754 1.423 6.828 215.40						

Printed 18:58 Sunday, August 04, 2019

Lanechoice By ET Last Round
Pro Ladder
Qualifying By: ET

DRAG CHALLENGE 2019



QUALIFICATION LIST - SUPER STREET BIKE

By ET - Round 6

Pos	No	Name	Time	Rnd	Dial	RT	ET	KM/H	Class	+Index
1	SSB844	BOHLIN MATHIAS	2019-08-02 12:56:11	1	1.00	0.651	7.120	324.47		
2	SSB13	ZETTERSTRÖM IDA	2019-08-02 17:41:02	3	1.00	0.558	7.152	318.02		
3	SSB69	RUHANEN VESA	2019-08-02 12:54:49	1	1.00	0.794	7.243	336.78		
4	SSB77	BLANCK ANDERS	2019-08-02 17:43:32	3	1.00	0.799	7.369	310.00		
5	SSB46	FRISTRÖM BJÖRN	2019-08-02 15:23:13	2	1.00	0.679	7.403	312.04		
6	SSB220	PULAKKA KIMMO	2019-08-02 15:24:30	2	1.00	0.817	7.550	290.44		
7	SSB26	WAGENIUS DAG	2019-08-03 19:21:25	6	1.00	0.526	8.336	273.67		
8	SSB257	JOHNSEN OLE JONNY	2019-08-02 12:53:39	1	1.00	1.068	13.013	106.29		

SSB257 Añld Pumbätku teknisk du, ikke kvalificeret

John

DRAG CHALLENGE 2019

NDRG



PRO STOCK SNOW - Round 2

Timing By: NDRG

1	PSN996	LAUVDAL LARS INGE	0.00	0.686	1.400	12.917	152.98
3	PSN8	COLDEVIN ERIK					
2	PSN18	COLDEVIN HENRIK ANGELL	0.00	0.661	1.441	8.867	238.06
4	PSN106	JENSSEN SVEND ARTHUR	0.00	0.734	1.953	14.114	118.37

PSN996 LAUVDAL LARS INGE							
0.00	0.779	1.263	8.785	233.55			
PSN18 COLDEVIN HENRIK ANGELL							
0.00	0.617	1.496	8.922	239.89			

TOP ELIMINATOR PSN18 COLDEVIN HENRIK ANGELL

Leif

DRAG CHALLENGE 2019



QUALIFICATION LIST - SUPER TWIN TOP GAS

By ET - Round 2

Pos	No	Name	Time	Rnd	Dial	RT	ET	KM/H	Class	+Index
1	TSN387	KLAUSEN JAN ERIK N.	2019-08-01 12:14:10	2	0.01	0.531	9.325	191.56		
2	TSN46	FLONES GEIR ARNE	2019-08-01 12:14:10	2	0.01	0.812	9.966	222.00		

TSN 387 Vinner

Teuf.